


The Woodleys' delicious mix of cream-painted and walnut furniture is simply irresistible

# Sweet success

Though the Woodleys' brief to Gary Bullen at Kitchen Design of Sevenoaks was for a simple, classic look, they also wanted something that stood out from the crowd. Gary achieved this using a mix of cream-painted and walnut Stoneham cabinets with mitred granite worktops. The focal point of the room is the island and its circular breakfast bar. The barstools, sourced by Kitchen Design, were slightly altered so that they would fit snugly beneath the walnut dining surface



Everything has a place so there's no excuse for mess



Yve Woodley had a clear idea of what she wanted from her new kitchen when she contacted designer Gary Bullen at Kitchen Design of Sevenoaks. 'I told him to make sure it looked totally different from our current kitchen, and to come up with a design that was classic but not boring,' she says.

Yve and husband Brian, who have two daughters, Gemma, 18, and Becky, 13, bought their new-build home in Kent six years ago, and were initially impressed with the oak kitchen that came with it. 'Looks-wise it was fine,' Yve recalls, 'but we then began to realise that it lacked storage space. We had so little that I had to keep lots of my kitchen bits and pieces in the garage.'

When the couple decided to renovate the kitchen, creating more storage space was a priority, so a larder and a downstairs WC were knocked through into the existing kitchen to make room for a vast American-style fridge freezer and a central island.

Gary Bullen fulfilled the couple's brief to come up with a look that was both classic and that little bit different by contrasting cream-painted and walnut Stoneham cabinetry with chunky granite worktops. It's a glamorous look that's been echoed in the living area at the other end of the room, where specially designed walnut panels and a cream storage cabinet provide a visual link between the two spaces. 'We love the style of the scheme,' says Yve. 'The kitchen has always been the heart of our home, but now that the working part of the room and the living space are so cleverly linked, it's somewhere we all feel happy to relax. We're also thrilled with the brilliant practical touches that Gary has thought of.'

Examples of Gary's attention to detail include two tiny walnut drawers that store keys, and four walnut trays that slot neatly away into the body of the island. 'They certainly add to the kitchen's "wow" factor,' smiles Yve, 'but they're not gimmicks – they're things I use every day. I love my pull-out bin, too, which is also hidden inside the island. I'm not a fan of clutter, but there's no excuse for any mess in this kitchen, because there's a place for everything.'

A hassle-free installation has enhanced Yve's appreciation of the new space. 'Everything went smoothly – the fitters even moved our cooker from power point to power point as the work went on so we wouldn't have to rely on microwave meals,' she smiles. **BK** 'We're absolutely thrilled with the final result.'


*The Labrador Black granite has a mitred edge to create the illusion that the surface is 60mm thick – in reality it would be very difficult to support the weight of a solid, 60mm-deep granite. The fresh, light feel of the cream-painted cabinetry is enhanced by walls painted in Zoffany's Duck Egg. Simple roller blinds, created using Lorin fabric by Romo, echo the scheme's cream, blue and rich brown palette. They were made for Yve by HJ Interiors*



▼ The island features lots of useful storage, including deep pan drawers, slots for four walnut trays and two small drawers where keys are kept

▲ An American-style fridge freezer has been built into a wall recess, and what might have been a wasted space above it has been filled with a walnut wine rack. The appliance is flanked by two pull-out larders that store dry and tinned foodstuffs

▼ Chunky stainless-steel bar handles mimic the appearance of the glossy granite worktops, while their walnut inlay coordinates with the cabinetry





**“My top tip is to make sure you communicate clearly with your designer. They’re not psychic, so you won’t get what you want unless you explain it to them”**  
**Yve Woodley**

*The success of this cooking station can be attributed to its symmetrical design. The stepped splashback, the pair of Neff ovens and the walnut-topped ‘wings’ not only look good but also provide crucial functionality in a compact space*



# THE KITCHEN FILE

## DESIGN & CABINERY

- Gary Bullen at **Kitchen Design of Sevenoaks**, 118C London Road, Sevenoaks, Kent TN13 1BA (01732 741100)
- Henley painted MDF furniture in Alabaster from the Avant Garde range and solid walnut furniture, both by Stoneham

## WORKTOPS

- Labrador Black granite. Total cost **£6,815**
- 60mm walnut. Total cost **£552**

## SINK & TAP

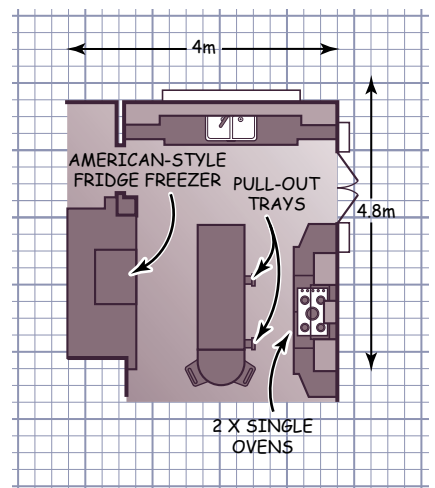
- Cocina double-bowl sink, imported from Kohler in the USA by Kitchen Design of Sevenoaks **£423**
- Corinthian Triflow mixer tap in pewter with porcelain handles, Franke **£468**

## APPLIANCES (shown)

- 2 x B4540 single multifunction ovens with Pyroclean, Neff, each **£881**
- H5430 built-in microwave, Neff **£552**
- Four-zone induction hob with warming zone, for similar try T4583, Neff **£1,010**
- DA289 steel-and-glass extractor, Neff **£1,066**
- American-style fridge freezer, for similar try Reflection-626-DISB, Amana **£3,231**
- WTUes1653 Vinidor wine fridge, Liebherr **£959**

## APPLIANCES (not shown)

- Fully integrated dishwasher, Miele **£990**



## GUIDE PRICE

- Starting price for a Stoneham kitchen from Kitchen Design of Sevenoaks **£15,000**

**Where to buy** Amana 01737 231000 Franke 0161 436 6280 HJ Interiors 01732 455606  
 Kohler 0870 850 5561 Liebherr 01977 665665 Miele 0845 330 3666 Neff 0870 513 3090 Romo 01623 756699  
 Stoneham 020 8300 8181 Zoffany 0870 830 0350